

ALUMINIUM SLIDING DOORS

STUD OPENING
FRAME SIZE

1855

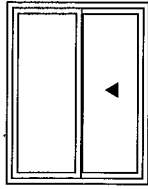
2160

2455

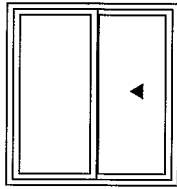
1804

2110

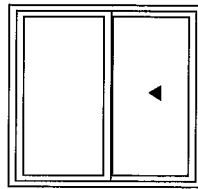
2404



218D



221D



224D

2140
2104

Doors are illustrated as viewed from outside. Arrows indicate direction of sliding doors. Reverse hand sliding doors can be supplied if specified. Flyscreens are available for all openings.

This size range is glazed with 5mm toughened safety glass with 'presence of glass' to Australian Standard AS No. 1288-1994.

STUD OPENING
FRAME SIZE

2765

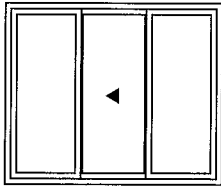
3225

3665

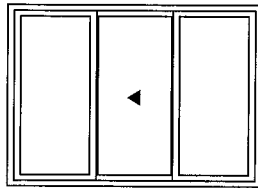
2715

3174

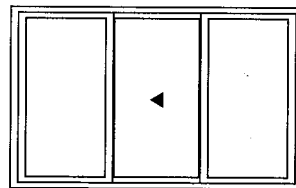
3615



327D



331D



336D

2140
2104

If end opening reduce width by 48mm

STUD OPENING
FRAME SIZE

3640

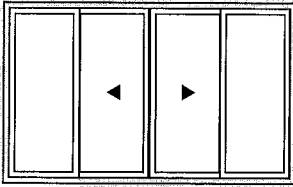
4250

4840

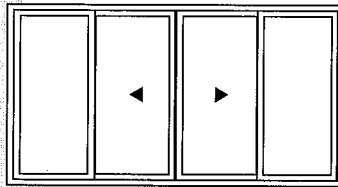
3584

4196

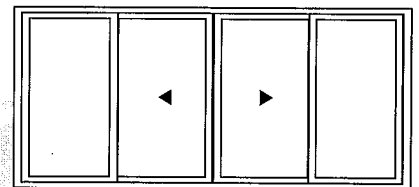
4784



436D



442D



448D

2140
2104

MULTI STACKING DOORS

STUD OPENING
FRAME SIZE

2455

2765

3225

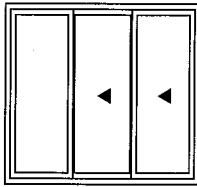
3665

2404


2715

3174

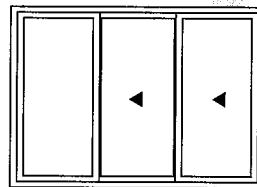
3615



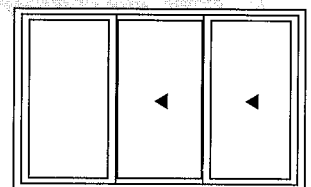
MSD324



MSD327



MSD331



MSD336

2140
2104

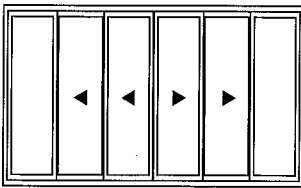
STUD OPENING
FRAME SIZE

2455

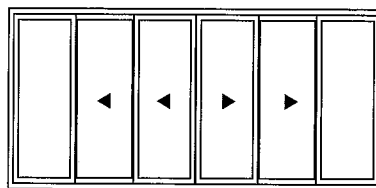
2765

2404

2715



MSD642



MSD645

2140
2104

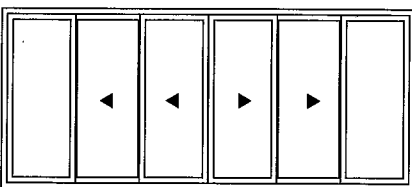
STUD OPENING
FRAME SIZE

4850


5360

4800

5310



MSD642



MSD645

2140
2104

Note: Illustrations are not to scale and are just an artist interpretation.